



Triton Traction Table

- Four section adjustable height traction table
- Turret mounted pedestal for traction unit
- Friction free pelvic cushion with spring recoil
- Pivoting traction mount for angular pulls
- Integrated gull wing locking caster system
- 181 kg (400 lb) lift capacity
- Adjustable height from 52-104 cm (20.5" - 41")
- Choice of hand or foot control
- 71 cm (28") wide cushions, nose hole and grab bars standard
- Head section: -25° to 90°
- Foot section: 0° to 90°
- Full steel frame undercarriage

Supine Traction



Prone Traction



ORDERING INFORMATION

Triton Traction Table

5840 – Triton Traction Table

TECHNICAL SPECIFICATIONS

Mains Power: 230 V, 50/60 Hz;
120 V, 60 Hz

Current: 230 V - 1.0 A; 120 V - 1.6 A

Power Input: 230 V - 230 W;
120 V - 200 W

Weight: 64 kg (140 lb)









Dimensions: (L x W x H) 196 x 71 x
52 to 104 cm (77" x 28" x 20.5" to 41")

Electrical Safety Class: Class 1, Type B



Safety Tests: IEC/UL/EN 60601-1

UPHOLSTERY*





Trademark Colors

-  Black (002)
 -  Stone Blue (061)
- ### Standard Colors
-  Mocha (003)
 -  Burgundy (004)
 -  Forest (005)
 -  Slate (006)
 -  Midnight Gray (033)
 -  Dove (007)
 -  Imperial Blue (001)

Designer Colors

-  Seafoam (026)
-  Sandstone (027)
-  Terra Cotta (029)
-  Blue Ridge (032)
-  Rosewood (061)

Rhinohyde Colors

-  Northwoods (052)
-  Cobalt (053)
-  Port (056)
-  Plum (059)

*See page 6 for more information.